

**ST. ANTHONY-NEW BRIGHTON PUBLIC  
SCHOOLS**

**Independent School District 282**

**2016 PAYABLE 2017  
PROPERTY TAX HEARING**

**For the school year**

**July 1, 2017 – June 30, 2018**

**Presented on December 6, 2016**

**Bill Menozzi, Director of Business Services**

# REQUIREMENTS OF THE TRUTH IN TAXATION HEARING

- The 2016 Pay 2017 Proposed Property Tax Levy
  - Proposed Change
  - Specific Reasons for Proposed Change
- Current Year Budget
  - Distribution of Revenues by Revenue Source
  - Spending by Program Area
- Public Comment and Questions

Minnesota Statute 275.065

# **2016 PAY 2017 LEVY**

# **INFORMATION**

**ST. ANTHONY - NEW BRIGHTON PUBLIC SCHOOLS**  
**GROSS LEVY COMPARISON**  
**ALL FUNDS**

	<b>Total % Increase=</b>		<b>4.56%</b>
	<b>ACTUAL</b>	<b>PROPOSED</b>	<b>DOLLAR</b>
	<b>2015 PAY 2016</b>	<b>2016 PAY 2017</b>	<b>DIFFERENCE</b>
<b>GENERAL FUND</b>	<b>4,784,398</b>	<b>5,160,849</b>	<b>376,451</b>
<b>COMMUNITY EDUCATION</b>	<b>173,037</b>	<b>175,178</b>	<b>2,141</b>
<b>DEBT SERVICE</b>	<b>1,740,206</b>	<b>1,666,783</b>	<b>-73,423</b>
<b>TOTAL PROPOSED TAX LEVY</b>	<b>6,697,641</b>	<b>7,002,810</b>	<b>305,169</b>

**ST. ANTHONY - NEW BRIGHTON PUBLIC SCHOOLS**

**GENERAL FUND**

**GROSS LEVY COMPARISON**

<b>Total % Increase = 7.87%</b>			
	<b>ACTUAL</b>	<b>PROPOSED</b>	<b>DOLLAR</b>
	<b>2015 PAY</b>	<b>2016 PAY</b>	
	<b>2016</b>	<b>2017</b>	<b>DIFFERENCE</b>
Referendum Levies	2,234,504	2,306,849	72,345
Location Equity	830,192	856,645	26,453
Reemployment Levy	33,372	-8,804	-41,456
Capital Project Ref	572,296	634,127	61,831
QComp	137,324	151,756	14,432
Safe Schools	70,729	76,520	5,791
Student Achievement	28,288	15,587	-12,701
Abatements	-119,043	-68,268	50,775
Operating Capital	158,753	123,273	-35,480
Transition Levy	5,796	5,982	186
Equity Levy	225,068	217,410	-7,658
Health and Safety Levy	0	-30,018	-30,018
Building Lease Levies	137,333	195,580	58,247
Integration Levy	71,601	70,822	-779
Career Technical Levy	4,504	9,344	4,840
Safe Schools			
Intermediate	0	25,576	25,576
Deferred Maintenance	-.06	-.01	.05
LTFM Revenue	393,680	577,746	184,066
<b>TOTAL GROSS LEVY</b>	<b>4,784,398</b>	<b>5,160,849</b>	<b>376,451</b>

**ST. ANTHONY - NEW BRIGHTON PUBLIC SCHOOLS  
COMMUNITY EDUCATION  
GROSS LEVY COMPARISON**

<b>Total % Increase = 1.24%</b>
-------------------------------------

	ACTUAL	PROPOSED	DOLLAR
	2015 PAY 2016	2016 PAY 2017	DIFFERENCE
Basis Community Ed. Levy	81,426	81,426	0
Early Childhood Levy	33,254	36,474	3,220
Abatements	829	565	-264
School Age Care Levy	56,776	56,189	-587
Home Visit Levy	752	523	-229
<b>TOTAL GROSS LEVY</b>	<b>173,037</b>	<b>175,177</b>	<b>2,140</b>

**ST. ANTHONY - NEW BRIGHTON PUBLIC SCHOOLS**

**DEBT SERVICE**

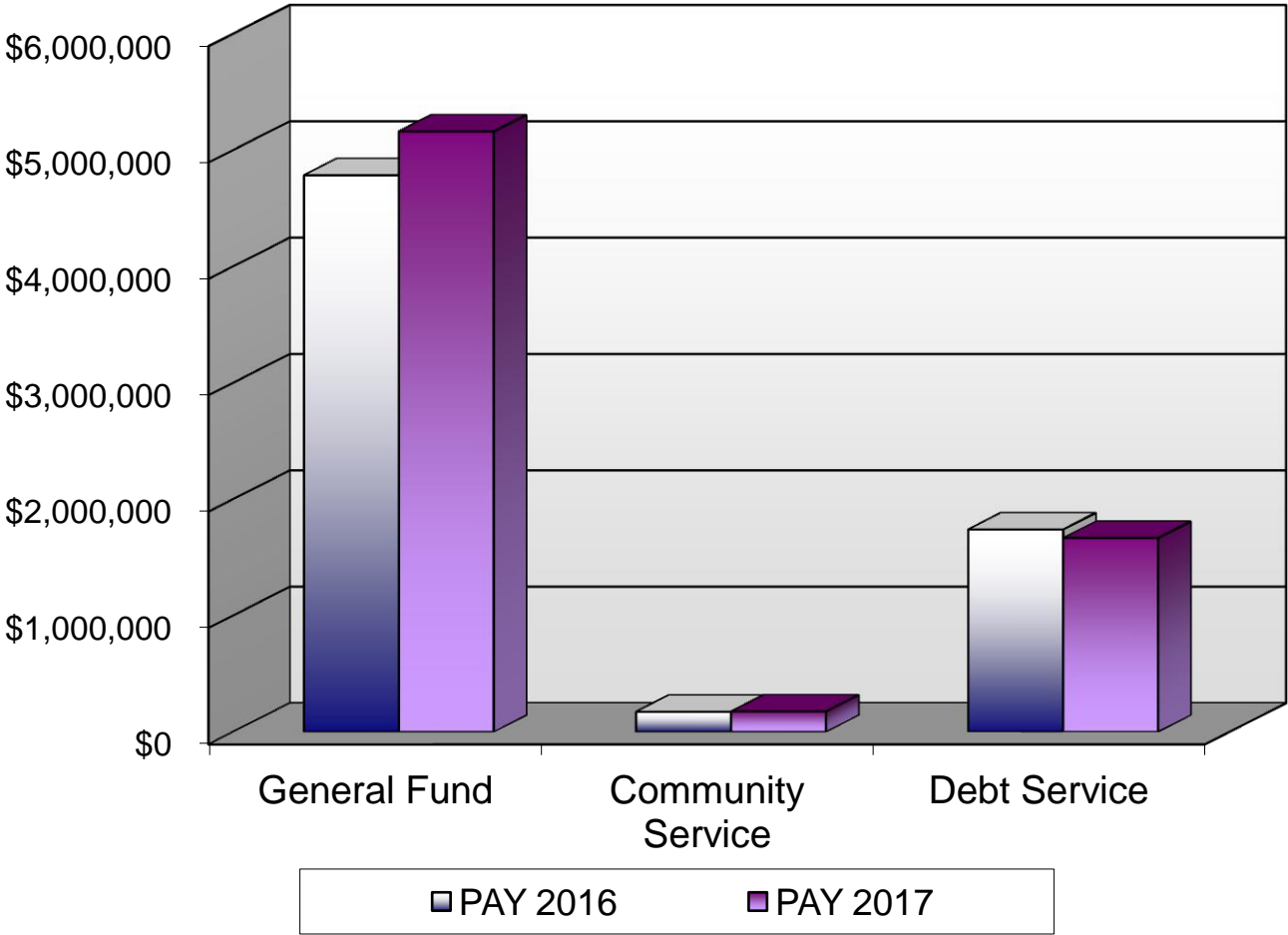
**GROSS LEVY COMPARISON**

<b>Total % Decrease =</b>	<b>-4.22%</b>
---------------------------	---------------

	<b>ACTUAL 2015 PAY 2016</b>	<b>PROPOSED 2016 PAY 2017</b>	<b>DOLLAR DIFFERENCE</b>
<b>Debt Service</b>	<b>888,589</b>	<b>911,822</b>	<b>23,232</b>
<b>LT Facilities Debt Service</b>	<b>851,617</b>	<b>754,961</b>	<b>-96,656</b>
<b>TOTAL GROSS LEVY</b>	<b>1,740,206</b>	<b>1,666,783</b>	<b>-73,423</b>

# ST. ANTHONY - NEW BRIGHTON PUBLIC SCHOOLS PAY 2016 VERSUS PAY 2017 SCHOOL LEVY COMPARISON

Total Pay 2016 Levy = \$6,697,641.03  
Total Pay 2017 Levy = \$7,002,809.84





# **SCHOOL DISTRICT BUDGET**

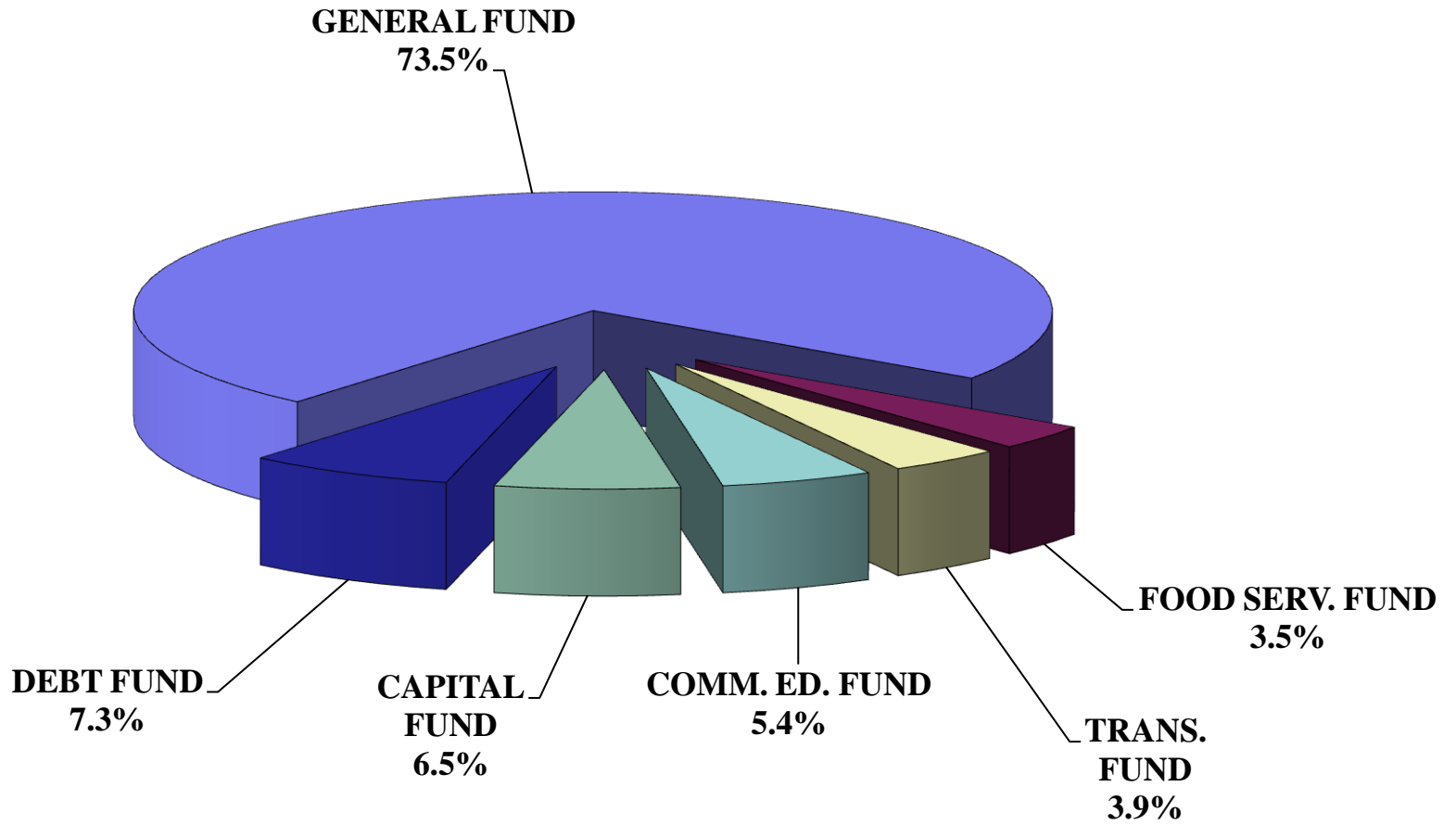
**CURRENT SCHOOL YEAR  
2016-2017**

**ST. ANTHONY - NEW BRIGHTON PUBLIC SCHOOLS**  
**FISCAL YEAR 2016-2017**  
**PRELIMINARY COMPOSITE BUDGET**

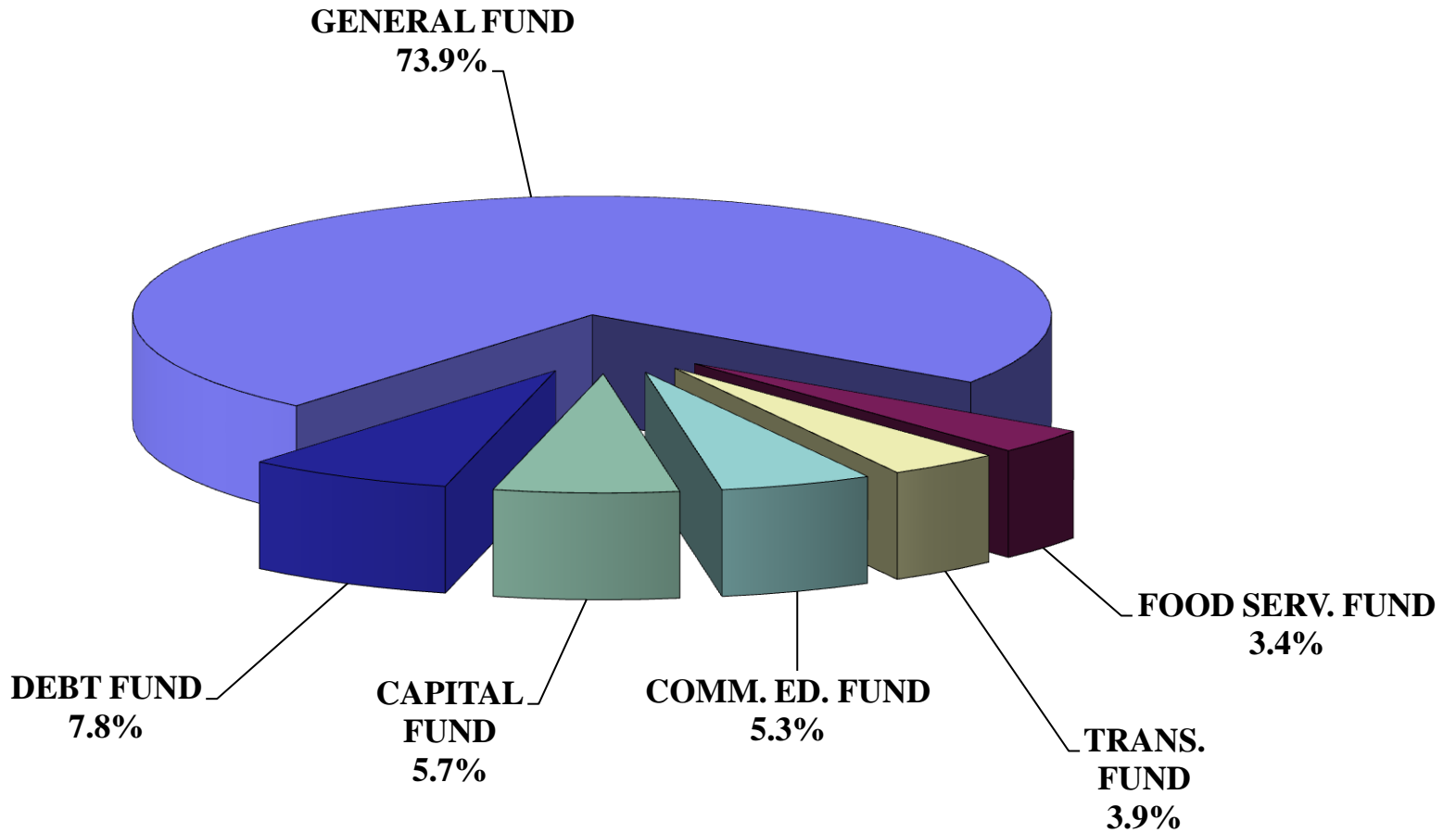
<b>REVENUES</b>							
	<b>GENERAL FUND</b>	<b>FOOD SERV. FUND</b>	<b>TRANS. &amp; OPERATIONS</b>	<b>COMM. ED. FUND</b>	<b>CAPITAL EXP.</b>	<b>DEBT FUND</b>	<b>TOTALS</b>
Levy	3,359,428	0	0	160,650	1,089,413	1,740,206	6,349,697
Misc. Local Rev.	340,900	482,774	25,000	1,021,230	500	2,600	1,873,004
State Aid	13,470,904	48,804	915,000	92,143	468,141	0	14,994,992
Federal Aid	447,021	296,307	0	9,000	0	0	752,328
<b>TOTALS</b>	<b>17,618,253</b>	<b>827,885</b>	<b>940,000</b>	<b>1,283,023</b>	<b>1,558,054</b>	<b>1,742,806</b>	<b>23,970,021</b>

<b>EXPENSES</b>							
	<b>GENERAL FUND</b>	<b>FOOD SERV. FUND</b>	<b>TRANS. &amp; OPERATIONS</b>	<b>COMM. ED. FUND</b>	<b>CAPITAL FUND</b>	<b>DEBT FUND</b>	<b>TOTALS</b>
Salaries/Benefits	15,755,105	408,703	14,273	987,163	0	0	17,165,244
Purchased Services	1,428,465	46,553	927,150	202,600	434,975	0	3,039,743
Supplies	559,519	367,810	0	71,400	132,240	0	1,130,969
Equipment/Bldg. Improvements	12,050	1,000	0	2,100	805,006	0	820,156
Debt Service	0	0	0	0	0	1,884,470	1,884,470
Misc.	47,377	3,275	0	7,850	0	0	58,502
<b>TOTALS</b>	<b>17,802,516</b>	<b>827,341</b>	<b>941,423</b>	<b>1,271,113</b>	<b>1,372,221</b>	<b>1,884,470</b>	<b>24,099,084</b>

**ST. ANTHONY - NEW BRIGHTON PUBLIC SCHOOLS**  
**FISCAL YEAR 2016-2017**  
**REVENUE BY FUND COMPARISON**



ST. ANTHONY - NEW BRIGHTON PUBLIC SCHOOLS  
FISCAL YEAR 2016-2017  
EXPENDITURE BY FUND COMPARISON



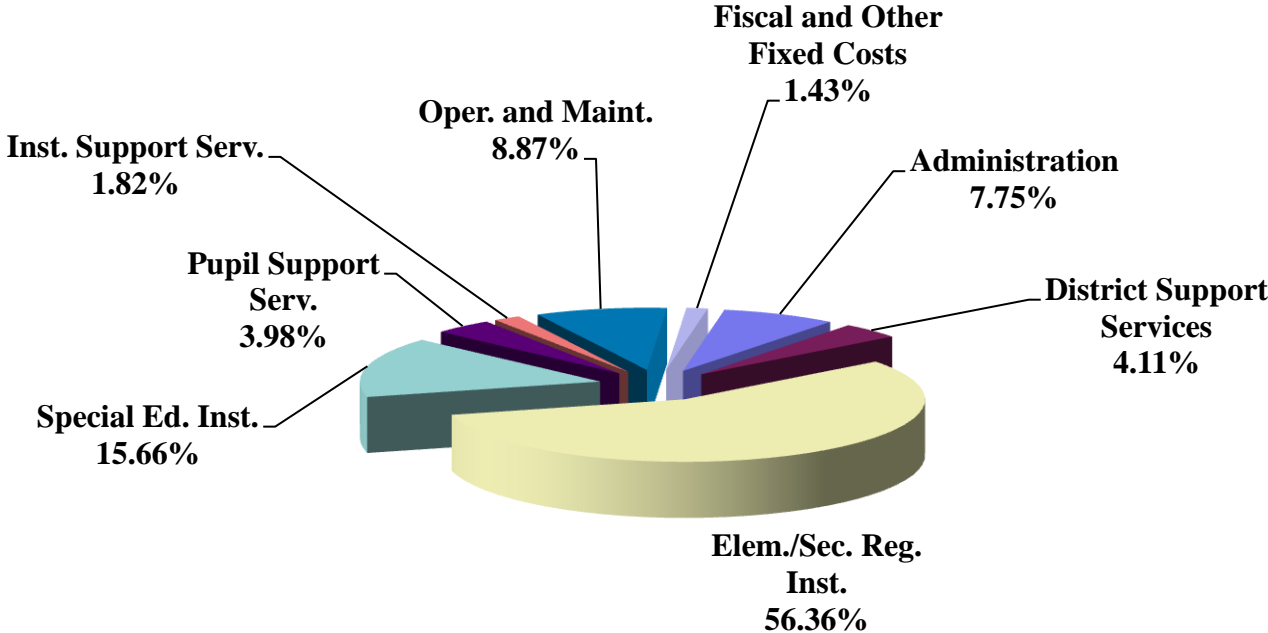
**ST. ANTHONY - NEW BRIGHTON PUBLIC SCHOOLS**  
**FISCAL YEAR 2016-2017**  
**GENERAL FUND PROGRAM EXPENDITURES**

<b>EXPENSES</b>	<b>GENERAL FUND</b>
Administration	\$1,380,405
District Support Services	732,315
Elem./Sec. Reg. Inst.	10,034,237
Special Ed. Inst.	2,788,407
Pupil Support Serv.	709,364
Inst. Support Serv.	323,334
Oper. and Maint.	1,579,454
Fiscal and Other Fixed Costs	255,000
<b>TOTAL EXPENDITURES</b>	<b>\$17,802,516</b>

**ST. ANTHONY - NEW BRIGHTON PUBLIC SCHOOLS**

**FISCAL YEAR 2016-2017**

**GENERAL FUND PROGRAM EXPENDITURES**



# **WHAT ARE THE MAIN VARIABLES THAT MAY CAUSE PROPERTY TAX INCREASES AND DECREASES?**

- 1. Changes in market values**
- 2. Changes in class rates/history**
- 3. Voter approved referendums**
- 4. State Adjustments**

**ST. ANTHONY - NEW BRIGHTON PUBLIC SCHOOLS**  
**Referendum Market Value History - 15 Years**

<u>Assessment Year</u>	<u>Referendum Market Value</u>	<u>Percentage Change</u>	<u>Average Percentage Change since 2002</u>
2002	609,542,100		
2003	647,150,500	6.17%	6.17%
2004	760,943,900	17.58%	11.88%
2005	862,872,700	13.40%	12.38%
2006	977,702,150	13.31%	12.62%
2007	1,038,976,250	6.27%	11.35%
2008	1,002,982,500	-3.46%	8.88%
2009	951,773,700	-5.11%	6.88%
2010	896,829,100	-5.77%	5.30%
2011	871,528,030	-2.82%	4.40%
2012	825,487,150	-5.28%	3.43%
2013	818,080,100	-0.90%	3.04%
2014	866,534,850	5.92%	3.28%
2015	967,451,278	11.65%	3.92%
2016	1,021,692,400	5.61%	4.04%



## ISD 282 – St. Anthony-New Brighton

Property Type – Homestead Residential

Spread Levy from \$6.697M to \$7.002M with 5.61% Change in Valuation

Type of Property	2015 Estimated Market Value	Actual Pay 2016 School Portion of Taxes	2016 Estimated Market Value	Est. Pay 2017 School Portion of Taxes	Estimated Tax Increase / (Decrease)	Estimated Percent Change
Residential Homestead	100,000	532.31	105,607	567.96	35.65	6.70%
	150,000	860.08	158,410	909.49	49.41	5.74%
	200,000	1,187.85	211,213	1,251.34	63.49	5.34%
	225,000	1,351.57	237,615	1,421.95	70.38	5.21%
	250,000	1,515.63	264,016	1,592.88	77.25	5.10%
	300,000	1,843.40	316,820	1,934.72	91.32	4.95%
	350,000	2,171.17	369,623	2,276.26	105.09	4.84%
	400,000	2,498.94	422,426	2,615.62	116.68	4.67%
	500,000	3,128.65	528,033	3,291.25	162.60	5.20%

## 2016 Pay 2017 Levy Overview

**Whereas,** Pursuant to Minnesota Statutes the School Board of Independent School District No. 282 – St. Anthony-New Brighton, Minnesota, is authorized to make the following proposed tax levies for general purposes:

General Fund	\$5,160,848.80
Community Services	\$ 175,178.33
Debt Service	\$1,666,782.71
Total Proposed Tax Levy	\$7,002,809.84

**Now Therefore,** Be it resolved by the School Board of Independent School District No. 282 – St. Anthony-New Brighton, Minnesota, that the levy to be levied in 2016 to be collected in 2017 is set at \$7,002,809.84 The clerk of the ISD 282 School Board is authorized to certify the proposed levy to the County Auditors of Ramsey County and Hennepin County, Minnesota.